



*Model B76/CU-6SS Surface Mount Bench
with blue powder coat frames and seat, 6 ft. long.*

- **Comfortable seat design may be accessed from either side**
- **Wide frame curves form comfortable armrests**
- **Sturdy, formed and welded steel frame construction**
- **Powder Coat frame finish**
- **Powder Coat seat finish**
- **Quality construction throughout**

SPECIFICATIONS:

- **Model B76 Series** end frames are one-piece welded construction with frame to meet 2" nominal steel pipe size specifications (2-3/8" O.D.) and each corner to be formed on a nominal 6" centerline radius.
- **Model B76-4** is a nom. 4 ft. in length.
- **Model B76-6** is a nom. 6 ft. in length.
- **Model B76-8** is a nom. 8 ft. in length.
- Frames are supported by horizontal brace of 1.66" O.D. x 14 ga. wall steel pipe that connects the frames of the bench.
- Bench is designed to be permanently surface mounted using 9/16" dia. holes provided in each base plate for use with concrete anchors (anchors not included).
- **Standard:** All steel frame and seat components are finished in black powder coat (indicated by "/CB" in model no., e.g. B76/CB-4SS).
- Flat seat with gentle contour is a one piece welded assembly made of 2" wide by 1/8" thick steel straps welded to 2-3/8" dia. x .120 in. wall steel tubes and 7 ga. end plates. Straps are wrapped around tubes to form a smooth curved outer edge of seat.
- All fasteners are provided for assembly.
- **Optional:** Color choices of powder coated steel frame components. For optional color choices see Specification Bulletin #SPC-CO-001.
- **Optional:** Color choices of Thermo-plastic coated steel components. For optional colors choices see Specification Bulletin #SPC-CO-001.

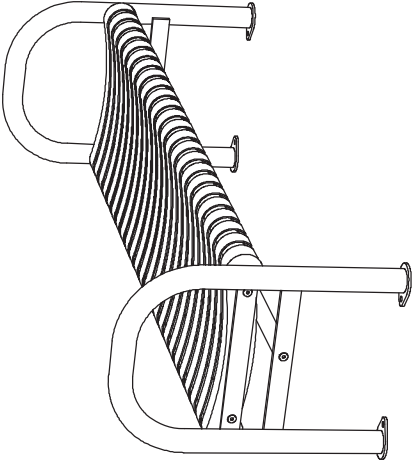
AVAILABLE OPTIONS

- **4', 6' or 8' models**
- **Choice of colors of powder coat finish on steel frame and seat components**

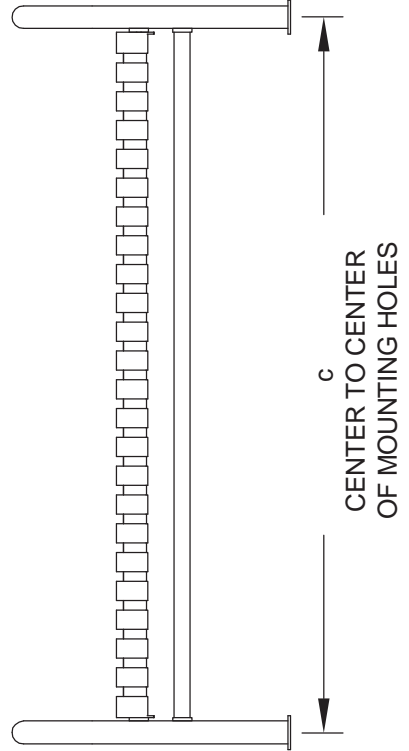
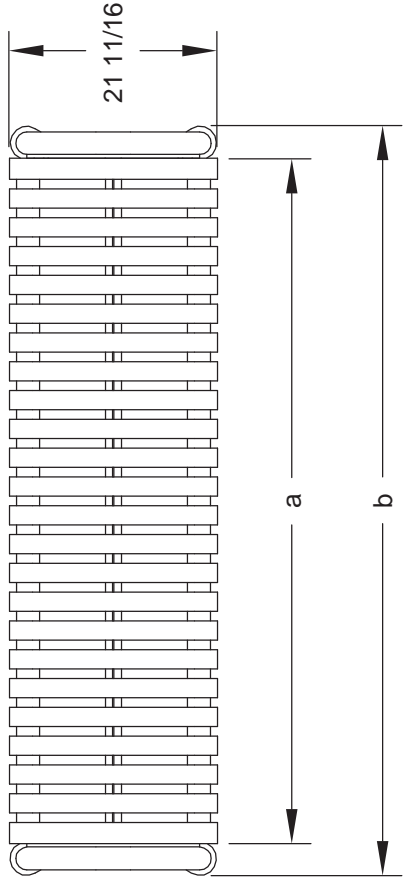
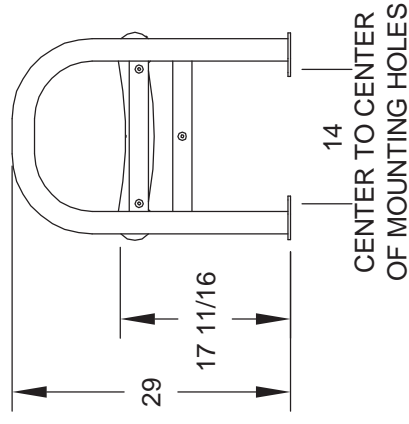
RJ Thomas Mfg. Co., Inc.

PO Box 946 • Cherokee, IA 51012-0946 • PH: 712-225-5115 • 800-762-5002 • FAX: 712-225-5796
E-mail: pilotrock@rjthomas.com • Web Site: <http://www.pilotrock.com>

© 2008 RJ Thomas Mfg. Co., Inc. PILOT ROCK® Park Products is a registered trademark of RJ Thomas Mfg. Co., Inc.



MODEL	DIMENSION		
	a	b	c
B76-4	48 1/4	54 1/2	50 5/8
B76-6	72 1/4	78 1/8	74 5/8
B76-8	101	102 1/8	98 5/8



ALL DIMENSIONS IN INCHES

RJ Thomas Mfg. Co., Inc.
 P.O. Box 946 • Cherokee, IA 51012-0946

DRAWN BY
WWM

TITLE RIVERVIEW SERIES MODEL B76 4, 6, AND 8 FOOT FLAT SURFACE MOUNT BENCH
 WITH POWDER COATED STEEL STRAP SEAT

DATE 8-25-10
 DWG. NO. AI-1962