

*Model WMB3/CU-6AL Wall Mount Bench, 6 ft. long  
with blue powder coat frames and Anodized Aluminum seat.*

- **Perfect for locker rooms, pools, and parks**
- **Formed and welded 10 ga. steel channel frames**
- **Frames are Hot-Dip Galvanized after fabrication for superior corrosion resistance**
- **Structurally reinforced extruded Aluminum Seats with anodized finish**

---

#### **SPECIFICATIONS:**

---

- **WMB Series** wall mount bench is designed to mount to hard surface walls.
- Frames are constructed of 10 ga. formed and welded steel 2-5/16" x 1-7/16" channel with three 7/16" dia. holes for attachment to wall with suitable anchors (anchors not included).
- **Model WMB-4** is a nominal 4' long with two frames.
- **Model WMB3-6** is a nominal 6' long with three frames.
- **Model WMB3-8** is a nominal 8' long with three frames.
- Bench is designed to be mounted 18" above the floor level.
- Front of seat extends 14-1/2" out from wall.
- **Standard:** All steel frame components are hot-dip galvanized after fabrication to ASTM-A123 to maintain an average zinc coating of 2.0 oz. per sq. ft. of surface area (indicated by "/G" in model no., e.g. WMB/G-4AL).
- All fasteners are provided for assembly.
- Aluminum is extruded 6063-T6 aluminum alloy in planks with dimensions equivalent to that of 2" x 10" nominal sized lumber. The plank design is 1-3/4" x 9-5/8" with four structural reinforcement ribs for greater rigidity. Aluminum planks are provided with a clear anodized finish as per anodizing specification 204 R1.
- Channel end caps are 6063-T6 aluminum alloy provided with a clear anodized finish as per anodizing specification 204 R1. End caps are press fitted over ends of aluminum planks and mechanically fastened in place at the factory.
- Aluminum planks are provided with galvanized carriage bolts and precision fitted aluminum brackets to fasten planks to bench frames.
- **Optional:** Color choices of powder coated steel frame components. For optional colors choices see Specification Bulletin #SPC-CO-001.
- **Optional:** Color choices of powder coated aluminum back and seat. For optional colors choices see Specification Bulletin #SPC-CO-001.

---

#### **AVAILABLE OPTIONS**

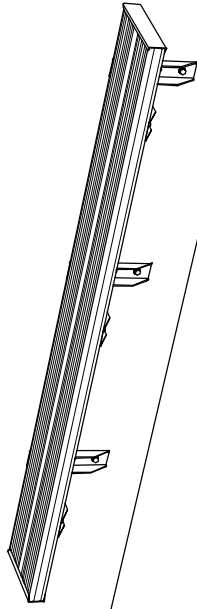
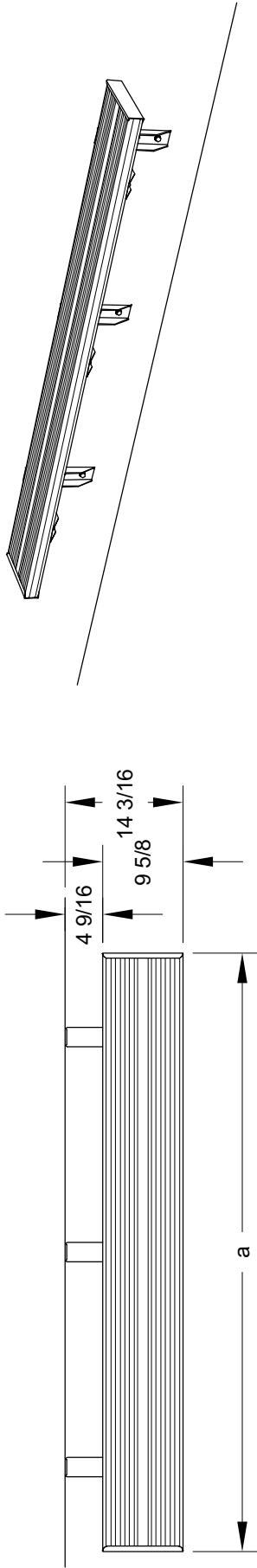
---

- **4', 6', or 8' lengths**
- **Powder Coat Finish in choice of colors for steel frame components**
- **Powder Coat Finish in choice of colors for Aluminum Seat**

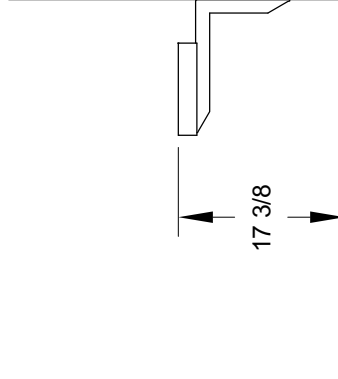
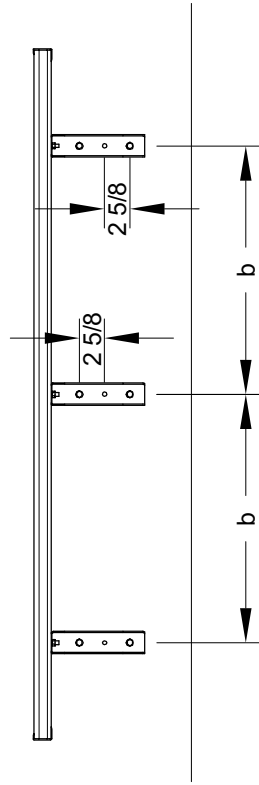
**RJ Thomas Mfg. Co., Inc.**

PO Box 946 • Cherokee, IA 51012-0946 • PH: 712-225-5115 • 800-762-5002 • FAX: 712-225-5796  
E-mail: pilotrock@rjthomas.com • Web Site: <http://www.pilotrock.com>

© 2012 RJ Thomas Mfg. Co., Inc. PILOT ROCK<sup>®</sup> Park Products is a registered trademark of RJ Thomas Mfg. Co., Inc.



MODEL	DIMENSION	
	a	b
WMB3-6	72	25 7/8
WMB3-8	96	35



ALL DIMENSIONS IN INCHES

**RJ Thomas Mfg. Co., Inc.**  
P.O. Box 946 • Cherokee, IA 51012-0946

DRAWN BY  
**WWM**

TITLE **WMB SERIES 4, 6, AND 8 FOOT WALL MOUNT BENCH  
WITH ALUMINUM SEAT**

DATE 4-16-13

DWG. NO. **AI-2051**